

Seals for Needle Roller Bearings

Features

IICO Seals for Needle Roller Bearings have a low sectional height and consist of a sheet metal ring and special synthetic rubber.

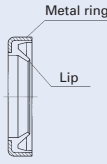
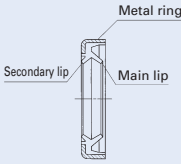
As these seals are manufactured to the same sectional height as IICO Needle Roller Bearings, grease leakage and the penetration of foreign particles can be effectively prevented by fitting them directly to the sides of combinable bearings shown in the dimension table.

When fitting seals to needle roller bearings with inner ring, wide inner rings (see page H2) must be used, as shown in the mounting examples.

Types

Seals for Needle Roller Bearings are available as shown in Table 1.

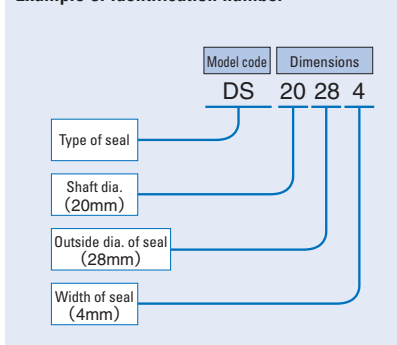
Table 1 Seal type

Type	Single lip	Double lips
Structure		
Model code	OS	DS

Identification Number

The identification number of Seals for Needle Roller Bearings consists of a model code and dimensions. An example of an identification number is shown as follows.

Example of identification number



Accuracy

Tolerances of Seals for Needle Roller Bearings are based on JIS B 2402:1996.

Tolerances of outside diameter and width are based on Tables 2 and 3, respectively.

Table 2 Tolerance of outside diameter unit: mm

Nominal outside diameter		Tolerance	
Over	Incl.	High	Low
—	30	+ 0.09	+ 0.04
30	50	+ 0.11	+ 0.05
50	80	+ 0.14	+ 0.06
80	120	+ 0.17	+ 0.08

Table 3 Tolerance of width unit: mm

Nominal size of width		Tolerance	
Over	Incl.	High	Low
—	6	+ 0.2	- 0.2
6	10	+ 0.3	- 0.3

Precautions for Use

① For the single lip OS type, the lip has to face inward when using the seal to prevent grease leakage, and outward to prevent the penetration of foreign particles. The DS type of double-lips is effective for prevention of grease leakage and dust penetration. However, when the main purpose is to prevent grease leakage, the main lip should face inward, and when used mainly to prevent dust penetration, it should face outward.

② The permissible temperature range is -20 ~ +120°C.

For use at higher or lower temperatures, a special seal is required. Please contact IICO for further information.

③ The limiting peripheral speed of shaft depends on the conditions of use, but is normally 6 to 8 m/s.

Double this speed is possible if the conditions (lubrication, temperature, shaft finish, etc.) are good.

Mounting

When inserting the shaft, damage to the lip should be prevented by chamfering the end of the shaft, as shown in the upper part of Fig. 1. When this cannot be performed, a mounting bushing should be used, as shown in the lower part of Fig. 1.

When press fitting the seal to the housing, do not strike it directly, but fit it gently, using a suitable tool.

To prevent early wear and heat generation at the seal surface, it is necessary to thickly coat the tip of the lip for the OS type, or to fill the space between the two lips for the DS type, with bearing grease.

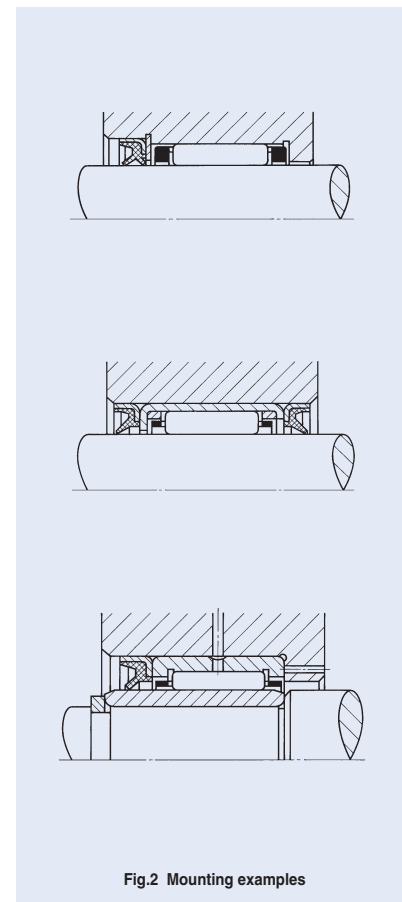
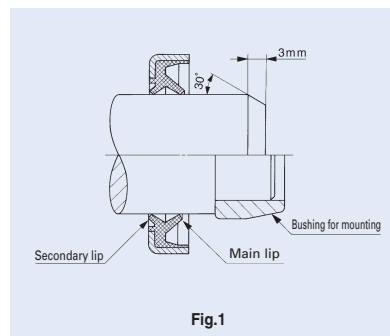


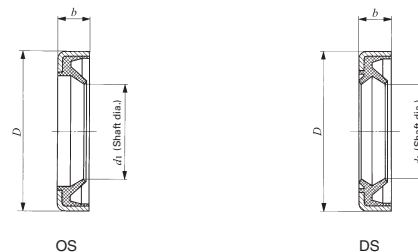
Fig.2 Mounting examples

SEALS FOR NEEDLE ROLLER BEARINGS



Shaft dia. 6 – 15mm

Shaft dia. mm	Identification number		Boundary dimensions mm			Combinable bearings				
	Single lip	Double lips	d ₁	D	b	TA···Z TLA···Z	YT YTL	RNA TR TAF GTR	RNAF	NAX NBX
6	OS 6102.5	—	6	10	2.5	TLA 69Z	—	—	—	—
7	OS 7112.5	—	7	11	2.5	TLA 79Z	—	—	—	—
8	OS 8123	—	8	12	3	TLA 810Z	—	—	—	—
	OS 8153	—	8	15	3	TA 810Z TA 815Z TA 820Z YT 810	—	RNA 496 TAF 81512 TAF 81516	RNAF 81510	—
9	OS 9133	—	9	13	3	TLA 910Z TLA 912Z	—	—	—	—
	OS 9163	—	9	16	3	TA 912Z TA 916Z YT 912	—	TAF 91612 TAF 91616	—	—
10	OS 10143	—	10	14	3	TLA 1010Z TLA 1012Z TLA 1015Z	—	—	—	—
	OS 10173	—	10	17	3	TA 1010Z TA 1012Z TA 1015Z TA 1020Z	—	TAF 101712 TAF 101716	RNAF 101710	—



Shaft dia. mm	Identification number		Boundary dimensions mm			Combinable bearings				
	Single lip	Double lips	d ₁	D	b	TA···Z TLA···Z	YT YTL	RNA TR TAF GTR	RNAF	NAX NBX
12	OS 12163	—	12	16	3	TLA 1210Z YTL 1210	—	—	—	—
	OS 12183	—	12	18	3	TLA 1212Z	—	—	—	—
	OS 12193	—	12	19	3	TA 1212Z TA 1215Z TA 1220Z TA 1225Z YT 1212	—	TAF 121912 TAF 121916	—	—
13	OS 13193	—	13	19	3	TLA 1312Z	—	—	—	—
14	OS 14203	DS 14203	14	20	3	TLA 1412Z TLA 1416Z	—	—	—	—
	OS 14223	DS 14223	14	22	3	TA 1416Z TA 1420Z	—	RNA 4900 TAF 142216 TAF 142220	RNAF 142213 RNAFW 142220	—
15	OS 15213	DS 15213	15	21	3	TLA 1512Z TLA 1516Z TLA 1522Z	—	—	—	—
	OS 15223	DS 15223	15	22	3	TA 1510Z TA 1512Z TA 1515Z TA 1520Z TA 1525Z	—	—	—	—
	OS 15235	DS 15235	15	23	5	—	—	TAF 152316 TAF 152320	RNAF 152313 RNAFW 152320	—

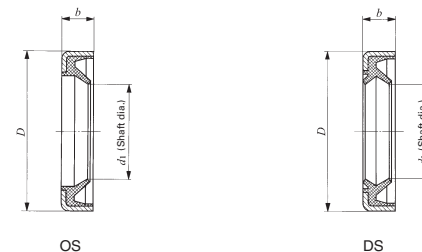
L
OS
DS

SEALS FOR NEEDLE ROLLER BEARINGS




Shaft dia. 16 – 19mm

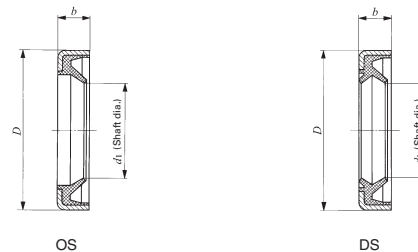
Shaft dia. mm	Identification number		Boundary dimensions mm			Combinable bearings				
	Single lip	Double lips	d_1	D	b	TA...Z TLA...Z YTL	YT YTL	RNA TR TAF GTR	RNAF	NAX NBX
16	OS 16223	DS 16223	16	22	3	TLA 1612Z TLA 1616Z TLA 1622Z	—	—	—	—
	OS 16243	DS 16243	16	24	3	TA 1616Z TA 1620Z	—	RNA 4901 RNA 6901 TAF 162416 TAF 162420	RNAF 162413 RNAFW 162420	—
	OS 16285	DS 16285	16	28	5	—	—	—	RNAF 162812	—
17	OS 17233	DS 17233	17	23	3	TLA 1712Z	—	—	—	—
	OS 17243	DS 17243	17	24	3	TA 1715Z TA 1720Z TA 1725Z YT 1715 YT 1725	—	—	—	—
	OS 17253	DS 17253	17	25	3	—	—	TAF 172516 TAF 172520	RNAF 172513 RNAFW 172520	—



Shaft dia. mm	Identification number		Boundary dimensions mm			Combinable bearings				
	Single lip	Double lips	d_1	D	b	TA...Z TLA...Z YTL	YT YTL	RNA TR TAF GTR	RNAF	NAX NBX
18	OS 18243	DS 18243	18	24	3	TLA 1812Z TLA 1816Z	—	—	—	—
	OS 18253	DS 18253	18	25	3	TA 1813Z TA 1815Z TA 1817Z TA 1819Z TA 1820Z TA 1825Z	—	—	—	—
	OS 18264	DS 18264	18	26	4	—	—	RNA 49/14 TAF 182616 TAF 182620	RNAF 182613 RNAFW 182620	—
19	OS 19274	DS 19274	19	27	4	TA 1916Z TA 1920Z	—	TAF 192716 TAF 192720	—	—



SEALS FOR NEEDLE ROLLER BEARINGS




Shaft dia. 20 – 24mm

Shaft dia. mm	Identification number		Boundary dimensions mm			Combinable bearings					
	Single lip	Double lips	d ₁	D	b	TA···Z TLA···Z	YT YTL	RNA TAF	TR GTR	RNAF	NAX NBX
20	OS 20264	DS 20264	20	26	4	TLA 2012Z TLA 2016Z TLA 2020Z TLA 2030Z	—	—	—	—	—
	OS 20274	DS 20274	20	27	4	TA 2015Z TA 2020Z TA 2025Z TA 2030Z YT 2015 YT 2025	—	—	—	—	—
	OS 20284	DS 20284	20	28	4	TA 202820Z YT 202820	RNA 4902 RNA 6902 TAF 202816 TAF 202820	RNAF 202813 RNAFW 202826	—	—	—
	OS 20304	DS 20304	20	30	4	—	—	—	—	NAX 2030 NBX 2030	—
	OS 20324	DS 20324	20	32	4	—	—	RNAF 203212 RNAFW 203224	—	—	—
	OS 20326	DS 20326	20	32	6	—	—	RNAF 203212 RNAFW 203224	—	—	—
21	OS 21294	DS 21294	21	29	4	TA 2116Z TA 2120Z YT 2116 YT 2120	TAF 212916 TAF 212920	—	—	—	—

Shaft dia. mm	Identification number		Boundary dimensions mm			Combinable bearings					
	Single lip	Double lips	d ₁	D	b	TA···Z TLA···Z	YT YTL	RNA TAF	TR GTR	RNAF	NAX NBX
22	OS 22284	DS 22284	22	28	4	TLA 2212Z TLA 2216Z TLA 2220Z	—	—	—	—	—
	OS 22294	DS 22294	22	29	4	TA 2210Z TA 2215Z TA 2220Z TA 2225Z TA 2230Z	—	—	—	—	—
	OS 22304	DS 22304	22	30	4	TA 223016Z TA 223020Z YT 223016 YT 223020	RNA 4903 RNA 6903 TAF 223016 TAF 223020	RNAF 223013 RNAFW 223026	—	—	—
24	OS 24314	DS 24314	24	31	4	TA 2420Z TA 2428Z YT 2428	—	—	—	—	—
	OS 24324	DS 24324	24	32	4	TA 243216Z TA 243220Z YT 243216 YT 243220	TAF 243216 TAF 243220	—	—	—	—

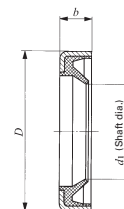
L
OS
DS

SEALS FOR NEEDLE ROLLER BEARINGS

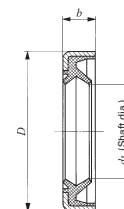


Shaft dia. 25 – 29mm

Shaft dia. mm	Identification number		Boundary dimensions mm			Combinable bearings					
	Single lip	Double lips	d_1	D	b	TA...Z TLA...Z	YT YTL	RNA TAF	TR GTR	RNAF	NAX NBX
25	OS 25324	DS 25324	25	32	4	TLA 2512Z TLA 2516Z TLA 2520Z TLA 2526Z TLAW 2538Z YTL 2526					
	OS 25334	DS 25334	25	33	4	TA 2510Z TA 2515Z TA 2520Z TA 2525Z TA 2530Z YT 2510 YT 2515 YT 2520 YT 2525		TAF 253316 TAF 253320			
	OS 25356	DS 25356	25	35	6	—				RNAF 253517 RNAFW 253526	
	OS 25376	DS 25376	25	37	6	—		RNA 4904 RNA 6904		RNAF 253716 RNAFW 253732	NAX 2530 NBX 2530
	OS 26344	DS 26344	26	34	4	TA 2616Z TA 2620Z YT 2616 YT 2620		TAF 263416 TAF 263420			



OS



DS

Shaft dia. mm	Identification number		Boundary dimensions mm			Combinable bearings					
	Single lip	Double lips	d_1	D	b	TA...Z TLA...Z	YT YTL	RNA TAF	TR GTR	RNAF	NAX NBX
28	OS 28354	DS 28354	28	35	4	TLA 2816Z TLA 2820Z					
	OS 28374	DS 28374	28	37	4	TA 2820Z TA 2830Z YT 2820		TAF 283720 TAF 283730			
	OS 28396	DS 28396	28	39	6	—		RNA 49/22 RNA 69/22			
	OS 28406	DS 28406	28	40	6	—				RNAF 284016 RNAFW 284032	
29	OS 29384	DS 29384	29	38	4	TA 2920Z TA 2930Z YT 2920		TAF 293820 TAF 293830			

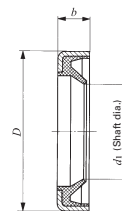


SEALS FOR NEEDLE ROLLER BEARINGS

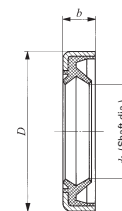


Shaft dia. 30 – 38mm

Shaft dia. mm	Identification number		Boundary dimensions mm			Combinable bearings				
	Single lip	Double lips	d_1	D	b	TA...Z TLA...Z	YT YTL	RNA TR TAF GTR	RNAF	NAX NBX
30	OS 30374	DS 30374	30	37	4	TLA 3012Z TLA 3016Z TLA 3018Z TLA 3020Z TLA 3026Z TLAW 3038Z				
	OS 30404	DS 30404	30	40	4	TA 3013Z TA 3015Z TA 3020Z TA 3025Z TA 3030Z		TAF 304020 TAF 304030	RNAF 304017 RNAFW 304026	
	OS 30426	DS 30426	30	42	6			RNA 4905 RNA 6905	RNAF 304216 RNAFW 304232	NAX 3030 NBX 3030
32	OS 32424	DS 32424	32	42	4	TA 3220Z TA 3230Z YT 3220		TAF 324220 TAF 324230		
	OS 32456	DS 32456	32	45	6			RNA 49/28 RNA 69/28 GTR 324530		



OS



DS

Shaft dia. mm	Identification number		Boundary dimensions mm			Combinable bearings				
	Single lip	Double lips	d_1	D	b	TA...Z TLA...Z	YT YTL	RNA TR TAF GTR	RNAF	NAX NBX
35	OS 35424	DS 35424	35	42	4	TLA 3512Z TLA 3516Z TLA 3520Z				
	OS 35454	DS 35454	35	45	4	TA 3512Z TA 3515Z TA 3520Z TA 3525Z TA 3530Z		TAF 354520 TAF 354530	RNAF 354517 RNAFW 354526	
	OS 35476	DS 35476	35	47	6			RNA 4906 RNA 6906	RNAF 354716 RNAFW 354732	NAX 3530 NBX 3530
37	OS 37474	DS 37474	37	47	4	TA 3720Z TA 3730Z YT 3720		TAF 374720 TAF 374730		
38	OS 38484	DS 38484	38	48	4	TA 3815Z TA 3820Z TA 3825Z TA 3830Z TAW 3845Z		TAF 384820 TAF 384830		
	OS 38506	DS 38506	38	50	6					

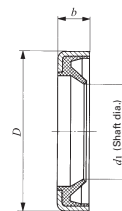
L
OS
DS

SEALS FOR NEEDLE ROLLER BEARINGS

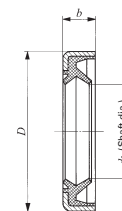


Shaft dia. 40 – 50mm

Shaft dia. mm	Identification number		Boundary dimensions mm			Combinable bearings					
	Single lip	Double lips	d_1	D	b	TA...Z TLA...Z	YT YTL	RNA TAF	TR GTR	RNAF	NAX NBX
40	OS 40474	DS 40474	40	47	4	TLA 4012Z TLA 4016Z TLA 4020Z	—	—	—	—	—
	OS 40504	DS 40504	40	50	4	TA 4015Z TA 4020Z TA 4025Z TA 4030Z TA 4040Z YT 4015 YT 4025	—	TAF 405020 TAF 405030	—	RNAF 405017 RNAFW 405034	—
	OS 40526	DS 40526	40	52	6	—	—	RNA 49/32 RNA 69/32	—	—	NAX 4032 NBX 4032
	OS 40556	DS 40556	40	55	6	—	—	TR 405520 GTR 405520	—	RNAF 405520 RNAFW 405540	—
	OS 42557	DS 42557	42	55	7	—	—	RNA 4907 RNA 6907	—	—	—



OS



DS

Shaft dia. mm	Identification number		Boundary dimensions mm			Combinable bearings					
	Single lip	Double lips	d_1	D	b	TA...Z TLA...Z	YT YTL	RNA TAF	TR GTR	RNAF	NAX NBX
45	OS 45524	DS 45524	45	52	4	TLA 4516Z TLA 4520Z	—	—	—	—	—
	OS 45554	DS 45554	45	55	4	TA 4520Z TA 4525Z TA 4530Z TA 4540Z YT 4520 YT 4525	—	TAF 455520 TAF 455530	—	RNAF 455517 RNAFW 455534	—
	OS 45627	DS 45627	45	62	7	—	—	—	—	RNAF 456220 RNAFW 456240	—
	OS 48627	DS 48627	48	62	7	—	—	RNA 4908 RNA 6908 TR 486230 GTR 486230	—	—	—
50	OS 50584	DS 50584	50	58	4	TLA 5020Z TLA 5025Z	—	—	—	—	—
	OS 50624	DS 50624	50	62	4	TA 5012Z TA 5015Z TA 5020Z TA 5025Z TA 5030Z TA 5040Z TAW 5045Z	—	TAF 506225 TAF 506235	—	RNAF 506220 RNAFW 506240	NAX 5035 NBX 5035
	OS 50657	DS 50657	50	65	7	—	—	RNA 49/42	—	RNAF 506520 RNAFW 506540	—

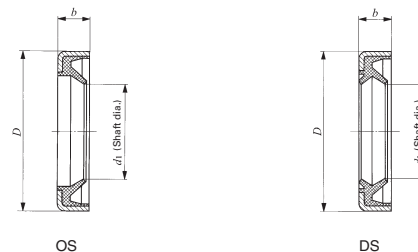
L
OS
DS

SEALS FOR NEEDLE ROLLER BEARINGS



Shaft dia. 52 – 72mm

Shaft dia. mm	Identification number		Boundary dimensions mm			Combinable bearings					
	Single lip	Double lips	d ₁	D	b	TA...Z TLA...Z	YT YTL	RNA TAF	TR GTR	RNAF	NAX NBX
52	OS 52687	DS 52687	52	68	7	—	—	RNA 4909 RNA 6909	—	—	—
55	OS 55674	DS 55674	55	67	4	TA 5520Z TA 5525Z TA 5530Z TA 5540Z TAW 5545Z TAW 5550Z	—	—	—	—	—
	OS 55687	DS 55687	55	68	7	—	—	TAF 556825 TAF 556835	—	RNAF 556820 RNAFW 556840	—
	OS 55727	—	55	72	7	—	—	—	—	RNAF 557220 RNAFW 557240	—
58	OS 58727	DS 58727	58	72	7	—	—	RNA 4910 RNA 6910	—	—	—
60	OS 60724	DS 60724	60	72	4	TA 6025Z TA 6030Z TA 6040Z TAW 6045Z TAW 6050Z	—	TAF 607225 TAF 607235	—	—	NAX 6040 NBX 6040
	OS 60787	DS 60787	60	78	7	—	—	—	—	RNAF 607820 RNAFW 607840	—
62	OS 62744	DS 62744	62	74	4	TA 6212Z	—	—	—	—	—
	OS 62747	DS 62747	62	74	7	TA 6212Z	—	—	—	—	—
63	OS 63807	DS 63807	63	80	7	—	—	RNA 4911 RNA 6911	—	—	—



Shaft dia. mm	Identification number		Boundary dimensions mm			Combinable bearings					
	Single lip	Double lips	d ₁	D	b	TA...Z TLA...Z	YT YTL	RNA TAF	TR GTR	RNAF	NAX NBX
65	OS 65774	DS 65774	65	77	4	TA 6525Z TA 6530Z TAW 6545Z TAW 6550Z	—	—	—	—	—
	OS 65857	DS 65857	65	85	7	—	—	—	—	RNAF 658530 RNAFW 658560	—
68	OS 68857	DS 68857	68	85	7	—	—	RNA 4912 RNA 6912	—	—	—
70	OS 70824	DS 70824	70	82	4	TA 7025Z TA 7030Z TA 7040Z TAW 7050Z	—	—	—	—	—
	OS 70907	DS 70907	70	90	7	YT 7025 YT 7030 YT 7040	—	—	—	RNAF 709030 RNAFW 709060	—
72	OS 72907	DS 72907	72	90	7	—	—	RNA 4913 RNA 6913	—	—	—

L
OS
DS